



# MATRIX LATTICE

*The Lattice that Lasts!*



**Privacy Diamond Lattice**

Matrix Lattice is the smart and durable alternative to timber lattice. Matrix Lattice has timeless appeal and provides a high level of privacy without inhibiting your sense of space.

- Perfect for adding privacy and shade
- Moulded in one piece from UV-stabilised polypropylene resin for strength and durability
- Will not rot, crack, split or need painting
- Quick and easy to install using strong galvanised and powder coated steel C-channel frame
- 15 year structural warranty

## COLOUR CHOICE

Colour names in brackets are those of the equivalent Colorbond® steel roofing/fencing colours.



Smooth Cream(##)  
(Classic Cream®)



Wheat  
(Harvest®)



Merino  
(Paperbark®)



Stone  
(Riversand®)



Off White  
(Surfmist®)



Mist Green(##)  
(Pale Eucalypt®)



Rivergum  
(Wilderness®)




Caulfield Green (##)  
(Cottage Green®)



Heritage Red  
(Manor Red®)



Mountain Blue  
(Deep Ocean®)



Slate Grey  
(Woodland Grey®)




Black (##)  
(Night Sky®)

Colorbond® and ® colour names are registered trademarks of BlueScope Steel Limited. Only the colours with (##) are available in Reeded Diamond Lattice.

**Note:** The colour chart above may not exactly match the actual colour of the product and should be used as a guide only.



**Reeded Diamond Lattice**





# MATRIX LATTICE

*The Lattice that Lasts!*

## MADE TOUGH FOR AUSTRALIAN CONDITIONS

Matrix Lattice is unaffected by the harshest Australian conditions from salt water spray in coastal regions to the searing heat of the Red Centre. Designed and manufactured in Australia, Matrix Lattice will not rot, rust or mildew and is completely termite proof. The materials, manufacturing processes and meticulous quality control measures ensure that Matrix Lattice products will last and last in the harsh Australian climate.

## STRONG AND DURABLE

Moulded in one piece from polypropylene, one the world's most durable UV-stabilised polymers, Matrix Lattice is impact resistant and will not come apart. Matrix Lattice is covered by a 15 year structural warranty.

## WILL NEVER NEED PAINTING

The colour is moulded right through each lattice sheet so painting is not required, making Matrix Lattice virtually maintenance free.

**Note:** Painting is not recommended as standard paints will not adhere to Matrix Lattice.

## EASY TO WORK WITH AND VERSATILE IN APPLICATION

Matrix Lattice is as versatile as your ideas for the construction of a variety of DIY lattice projects. It is easy to cut and form to shape. Matrix Lattice provides a high level of privacy without inhibiting your sense of space. Whatever your application, there is a simple installation option to enable you to create your lasting Matrix Lattice feature. Galvanised and powder coated Matrix C-channel framing system ensures easy installation, smart appearance and long-term durability.

**FENCING:** Ideal for front fences, gates, fence extensions, privacy screens, garden dividers, etc.

**SHADE AREAS:** Shade houses, pergolas, verandahs, patios, gazebos.

**ENCLOSURES:** Gardens, play areas, decks, balustrades.

Also available in the Matrix Lattice product range:

**Matrix Fence Extension** kits for timber and metal fences.

**Matrix Cover-Ups** for hiding unsightly utilities such as wheelie bins, pool pumps, hot water units and air conditioners.

See [www.matrixlattice.com.au](http://www.matrixlattice.com.au) or your nearest Matrix Lattice sales outlet for more information.

SPECIFICATIONS	Privacy Diamond	Reeded Diamond
Full sheet size at 0°C	2404 x 1202 x 5	2404 x 1202 x 5
Full sheet size at 20°C	2410 x 1205 x 5	2410 x 1205 x 5
Full sheet size at 40°C	2416 x 1208 x 5	2416 x 1208 x 5
¾ sheet size at 20°C	2410 x 900 x 5	n/a
½ sheet size at 20°C	2410 x 600 x 5	n/a
¼ sheet size at 20°C	2410 x 300 x 5	n/a
Slat width	27	20
Hole size	27 x 27	33 x 33
Block-out factor	75%	55%
Full sheet weight	8.5 kg (approx.)	6.5 kg (approx.)

Material: Solid UV-stabilised PolyPropylene (PP) Resin

Note: Full sheet sizes shown at different temperatures are an approximation of the Matrix Lattice sheet size variation due to temperature changes.

## 15 YEAR MANUFACTURERS WARRANTY

Design Flow Pty Ltd warrants to the original purchaser that Matrix Lattice will be free of structural faults due to manufacturing defects for a period of 15 years from the date of purchase. Whilst the colour formulation of the material has been designed to withstand many years of sun and weather, the warranty does not cover natural fading or a reduction in material properties over time. This warranty is only valid where the product has been installed according to the manufacturers installation instructions. All warranty matters are to be referred through the original place of purchase. Valid warranty claims will be settled by either full replacement or satisfactory repair of the faulty product. Warranties and remedies including compensation for consequential or direct losses, other than those set out above, are hereby excluded, except to the extent where to so exclude would contravene any law (including the Trade Practices Act Cth. 1974) or cause any part of this warranty to be void.

**It is the policy of Design Flow Pty Ltd to use the highest possible proportion of suitable recycled materials in the production of Matrix Lattice.**

MATRIX LATTICE™ IS A TRADEMARK OF DESIGN FLOW PTY LTD

4 Tova Drive, Carrum Downs Vic 3201 Australia

Tel: 1300 361 771 Email: [sales@designflow.com.au](mailto:sales@designflow.com.au)

Fax: 03 9775 0964 Web: [www.designflow.com.au](http://www.designflow.com.au)

In an ongoing commitment to product innovation Designflow reserves the right to change specifications without notice.

## INSTALLATION OPTIONS

There are several simple installation options that will ensure a professional and durable finish if our recommendations are followed.

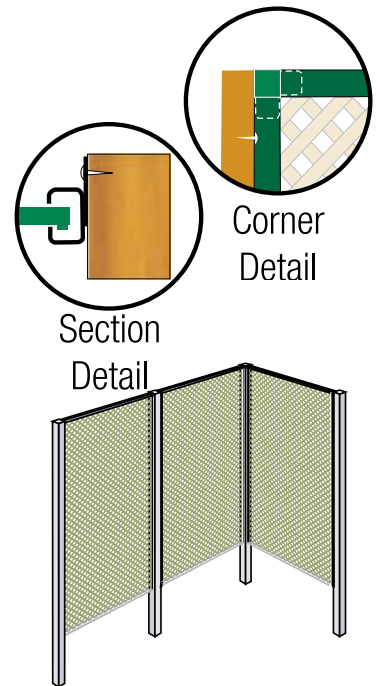
Detailed installation instructions are available from our web site [www.matrixlattice.com.au](http://www.matrixlattice.com.au) and from Matrix Lattice sales outlets.

**Note:** Installation in horizontal (ceiling) position is not recommended and any resulting distortion will not be covered by the warranty.

## C-CHANNEL KIT

Use a C-channel frame kit to attach Matrix Lattice between vertical or horizontal supports, or across the front of vertical or horizontal supports, or to the inside of a frame.

A standard C-channel frame kit 2425x1220x28mm fits a full sheet of Matrix Lattice. It comes with 4 lengths of C-channel rolled from 1.15mm thick galvanised steel, 4 plastic corners and 10 galvanised mounting brackets. It is available in GAL and powder coated finish in 12 Colorbond® colours.





## POSTS AND RAILS

Galvanised and powder coated 50x50mm steel posts and 40x40mm steel rails, and matching colour 50x50mm plastic post caps are available for erecting Matrix Lattice as a self-supporting structure.

## DIRECT FIXING

If direct fixing to an existing structure, attach through the holes in the lattice using 12 Matrix Diamond Clips per full sheet. Use screws with a flat base under the head. You will need to leave a 12mm gap all around the lattice to allow for expansion with changes in temperature.



## TIMBER FRAMING

If fitting Matrix Lattice into a new timber frame, simply rout a slot in each side of the timber frame before assembly: bottom and sides – 8mm wide x 25mm deep; top – 8mm wide x 35mm deep. The maximum frame opening a full sheet of lattice can cover when fitted this way is 2370x1175mm.

If fitting into an existing frame, cut the lattice to fit within the frame (allowing the above clearances) and use timber beading at least 30mm deep in front and behind the lattice to hold it within the frame. The maximum frame opening a full sheet of lattice can cover when fitted this way is 2430x1220mm.

INNOVATION IN PLASTIC  
**DesignFlow**®